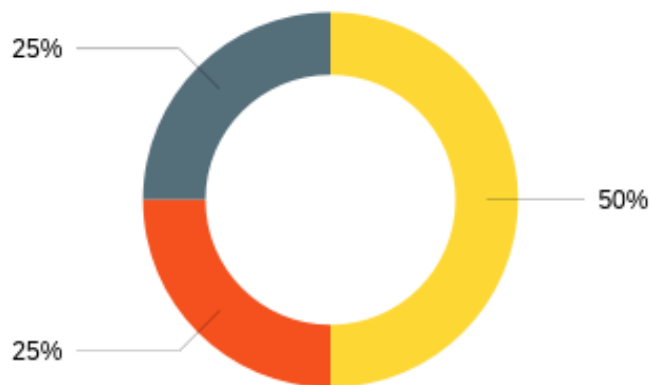


Q1 - Did you gain some new technique from the seminar that may be useful for your future research?

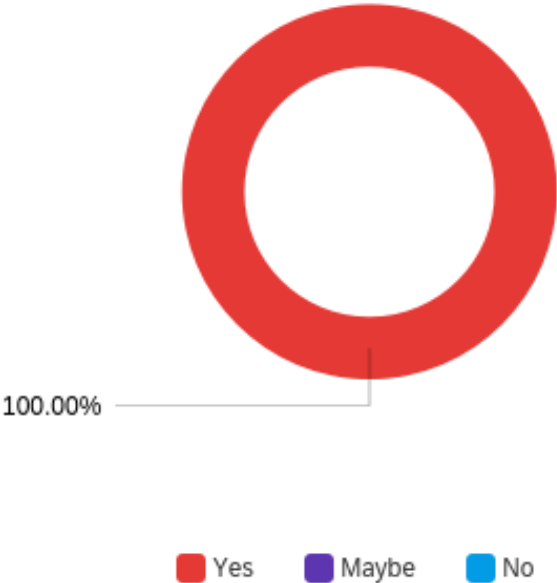


■ Not at all useful
 ■ Slightly useful
 ■ Moderately useful
 ■ Very useful
 ■ Extremely useful

#	Field	Minimum	Maximum	Mean	Std Deviation	Variance	Count
1	Did you gain some new technique from the seminar that may be useful for your future research?	26.00	28.00	26.75	0.83	0.69	4

#	Answer	%	Count
24	Not at all useful	0.00%	0
25	Slightly useful	0.00%	0
26	Moderately useful	50.00%	2
27	Very useful	25.00%	1
28	Extremely useful	25.00%	1
	Total	100%	4

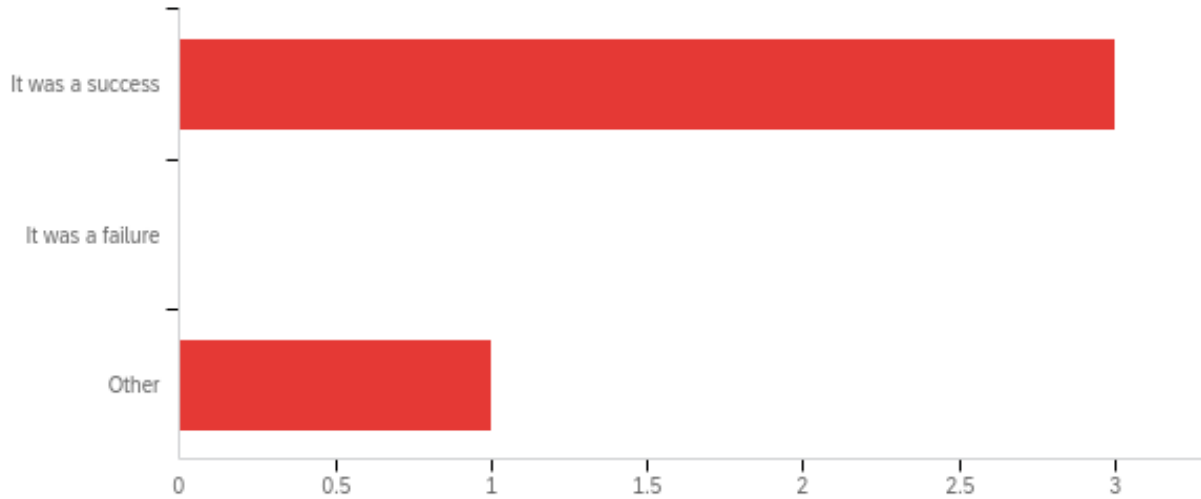
Q2 - Did the Training Seminar improve your research presentation skills?



#	Field	Minimum	Maximum	Mean	Std Deviation	Variance	Count
1	Did the Training Seminar improve your research presentation skills?	38.00	38.00	38.00	0.00	0.00	4

#	Answer	%	Count
38	Yes	100.00%	4
39	Maybe	0.00%	0
40	No	0.00%	0
	Total	100%	4

Q3- What is the status of your seminar project?



#	Field	Minimum	Maximum	Mean	Std Deviation	Variance	Count
1	What is the status of your seminar project? - Selected Choice	1.00	3.00	1.50	0.87	0.75	4

#	Answer	%	Count
1	It was a success	75.00%	3
2	It was a failure	0.00%	0
3	Other	25.00%	1
	Total	100%	4

Other - Text

My project was a reading project which didn't have a firm result or end product so it is hard for me to say.

Q4 - Course Logistics Please rate the level of your satisfaction with the following areas (response required):

#	Question	Not at all satisfied		Somewhat Satisfied		Satisfied		Very Satisfied		Total
1	Course content	0.00%	0	0.00%	0	50.00%	2	50.00%	2	4
2	Course time and length	0.00%	0	0.00%	0	50.00%	2	50.00%	2	4
3	Choice of text book	0.00%	0	25.00%	1	25.00%	1	50.00%	2	4
4	Interaction with faculty	0.00%	0	0.00%	0	25.00%	1	75.00%	3	4
5	Frequency of presentation	0.00%	0	0.00%	0	50.00%	2	50.00%	2	4
6	Interaction with other students	0.00%	0	0.00%	0	50.00%	2	50.00%	2	4

#	Field	Minimum	Maximum	Mean	Std Deviation	Variance	Count
1	Course content	3.00	4.00	3.50	0.50	0.25	4
2	Course time and length	3.00	4.00	3.50	0.50	0.25	4
3	Choice of text book	2.00	4.00	3.25	0.83	0.69	4
4	Interaction with faculty	3.00	4.00	3.75	0.43	0.19	4
5	Frequency of presentation	3.00	4.00	3.50	0.50	0.25	4
6	Interaction with other students	3.00	4.00	3.50	0.50	0.25	4

Q5 - For any areas above you were either not at all satisfied or somewhat satisfied, please explain how they could be improved.

For any areas above you were either not at all satisfied or somewhat satisfied, please explain how they could be improved.

Being the test audience for this textbook was a little frustrating, and I think the seminar could have moved faster had we chosen a different text.

Q6 - Overall Experience Please rate your level of agreement or disagreement with the following statements (response required):

#	Question	Strongly Disagree	Disagree	Agree	Strongly Agree	Total
1	The faculty supported the seminar	0.00% 0	0.00% 0	50.00% 2	50.00% 2	4
2	The presentations were well-organized	0.00% 0	0.00% 0	75.00% 3	25.00% 1	4
3	Overall, course sessions and activities added to my content knowledge	0.00% 0	0.00% 0	50.00% 2	50.00% 2	4

#	Field	Minimum	Maximum	Mean	Std Deviation	Variance	Count
1	The faculty supported the seminar	3.00	4.00	3.50	0.50	0.25	4
2	The presentations were well-organized	3.00	4.00	3.25	0.43	0.19	4
3	Overall, course sessions and activities added to my content knowledge	3.00	4.00	3.50	0.50	0.25	4

Q7 - What is one thing you would change about the course? How would you change it?

It would have been nice to all meet at the same time, but this was an unavoidable problem of scheduling. Otherwise I really enjoyed it!

As I said previously, I would have chosen a different textbook which we didn't need to proof read while reading for content.

Q8 - Are there specific topics in Geometry and Topology you want to explore in a future undergraduate seminar?

Are there specific topics in Geometry and Topology you want to explore in a future undergraduate seminar?

Algebraic Topology

Seifert Surfaces?

I think a seminar on algebraic geometry would be very cool.

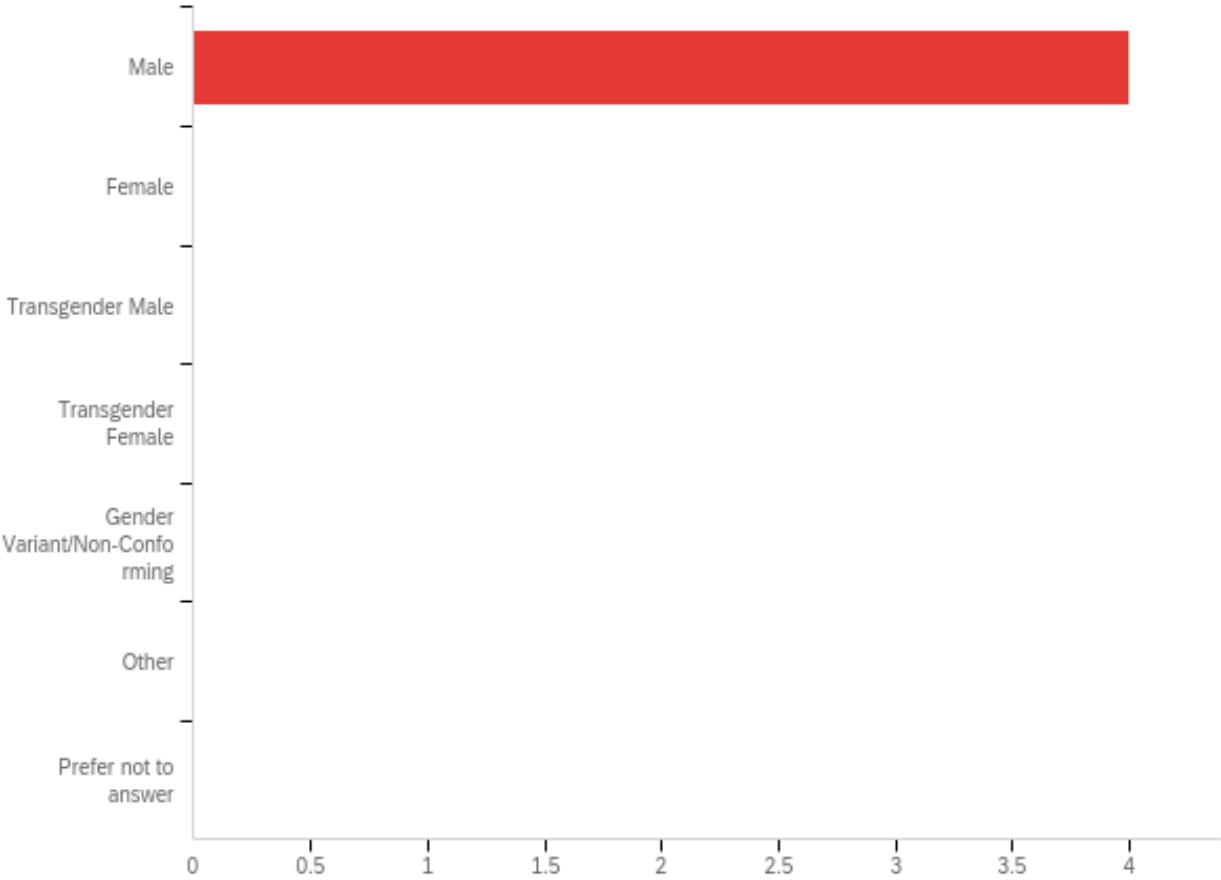
Q9 - What other comments would you like to share with us?

What other comments would you like to share with us?

I just realized that you meant for Nicholas Cecil to take the surveys for the graduate seminars instead of me- sorry I submitted a response. I was a little confused about that. I gave full marks for the choices though, so I shouldn't have hurt the evaluation.

I'm glad I participated in this seminar.

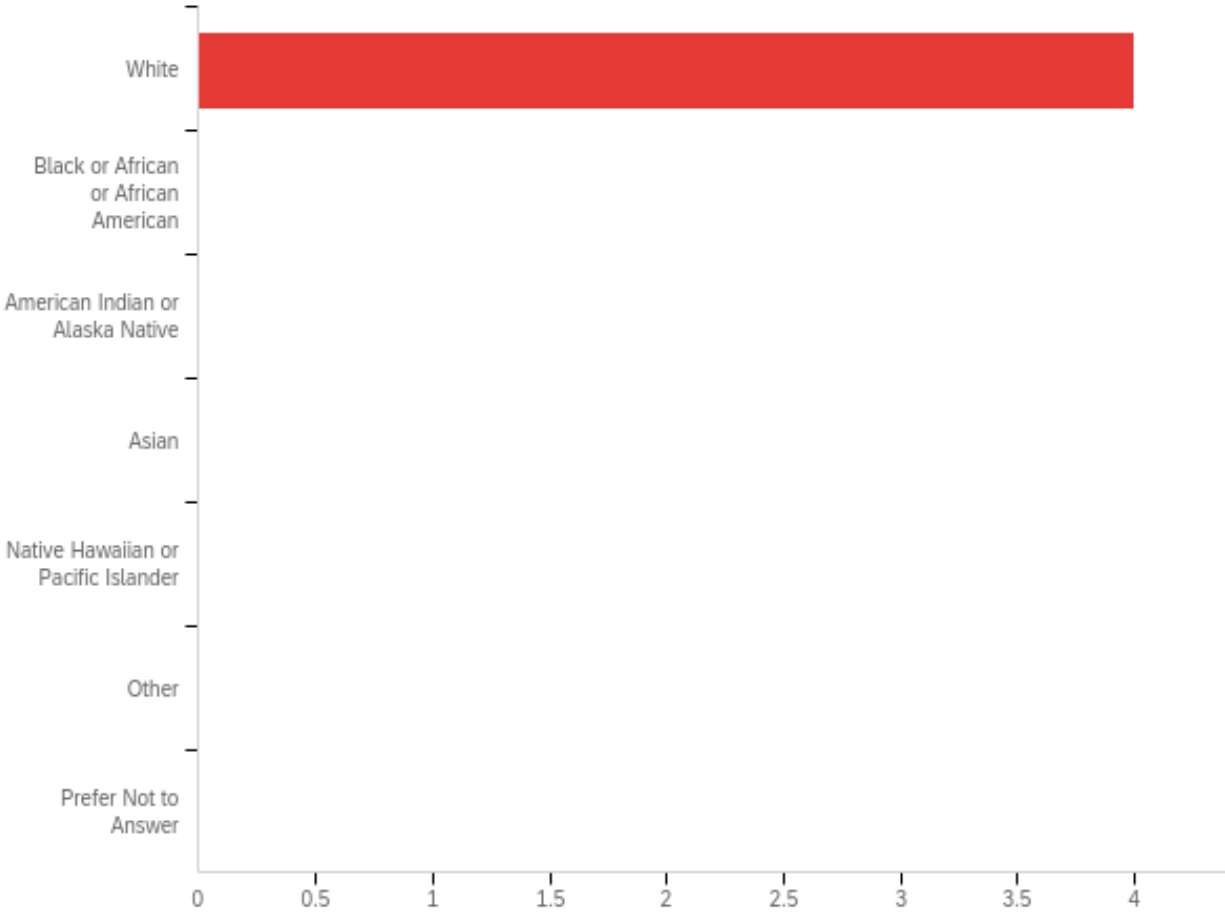
Q10 - What is your gender?



#	Field	Minimum	Maximum	Mean	Std Deviation	Variance	Count
1	What is your gender? - Selected Choice	1.00	1.00	1.00	0.00	0.00	4

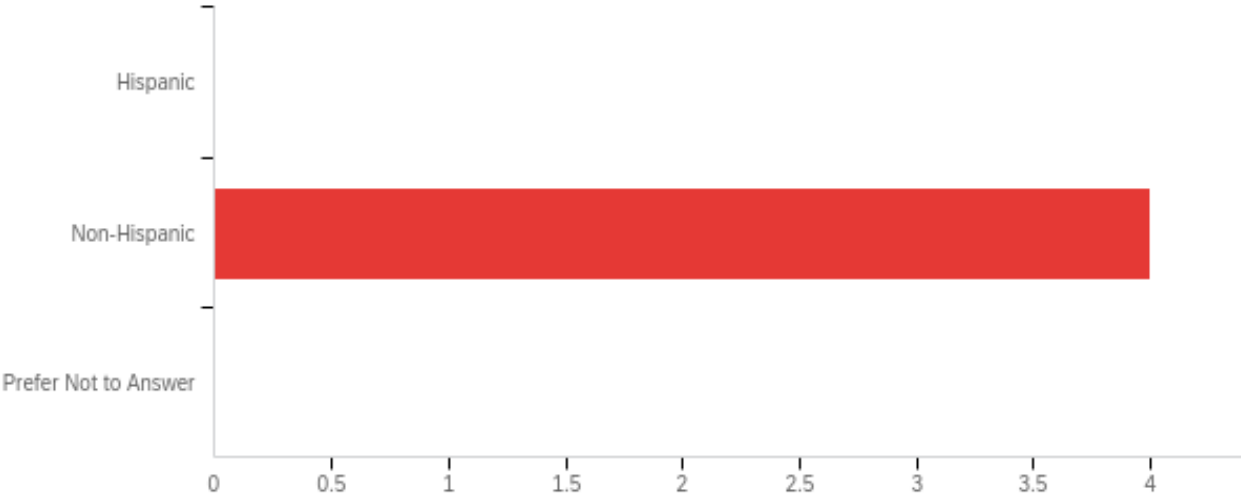
#	Answer	%	Count
1	Male	100.00%	4
2	Female	0.00%	0
3	Transgender Male	0.00%	0
4	Transgender Female	0.00%	0
5	Gender Variant/Non-Conforming	0.00%	0
6	Other	0.00%	0
8	Prefer not to answer	0.00%	0
	Total	100%	4

Q11 - What is your racial identity? (click all that apply)



#	Answer	%	Count
1	White	100.00%	4
2	Black or African or African American	0.00%	0
3	American Indian or Alaska Native	0.00%	0
4	Asian	0.00%	0
5	Native Hawaiian or Pacific Islander	0.00%	0
7	Other	0.00%	0
8	Prefer Not to Answer	0.00%	0
	Total	100%	4

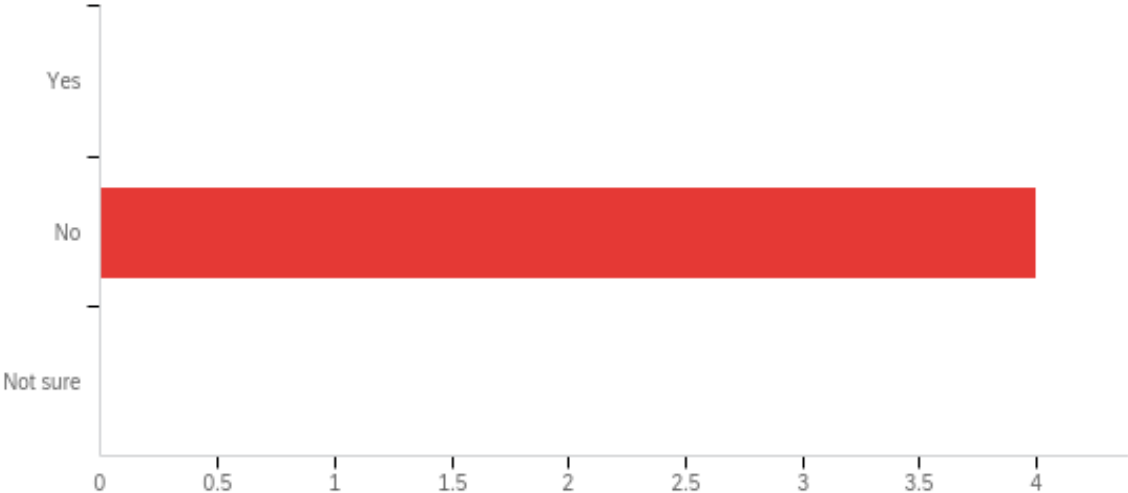
Q12 - What is your ethnicity?



#	Field	Minimum	Maximum	Mean	Std Deviation	Variance	Count
1	What is your ethnicity?	2.00	2.00	2.00	0.00	0.00	4

#	Answer	%	Count
1	Hispanic	0.00%	0
2	Non-Hispanic	100.00%	4
3	Prefer Not to Answer	0.00%	0
	Total	100%	4

Q13 - Are you the first member in your immediate family (parents and siblings) to attend college?



#	Field	Minimum	Maximum	Mean	Std Deviation	Variance	Count
1	Are you the first member in your immediate family (parents and siblings) to attend college?	2.00	2.00	2.00	0.00	0.00	4

#	Answer	%	Count
1	Yes	0.00%	0
2	No	100.00%	4
3	Not sure	0.00%	0
	Total	100%	4